


# EMPLOYMENT FIRST



Every Person. Every Talent. Every Opportunity.

This is a quarterly update which provides a snap shot of the Ohio Employment First initiative. Metrics were selected based on the Employment First strategic plan and goals.

### AVERAGE WAGE

per hour

|                        |        |
|------------------------|--------|
| Individual Employment: | \$8.60 |
| Enclave Employment:    | \$7.17 |
| Sheltered Work:        | \$3.23 |

Visual indicators: Individual Employment (8 dollar signs), Enclave Employment (6 dollar signs), Sheltered Work (3 dollar signs).

### Number of people served

|  |        |
|--|--------|
| Community employment                     | 8,371  |
| Facility-based employment:               | 17,336 |
| Percentage with employment goal in plan: | 31%    |

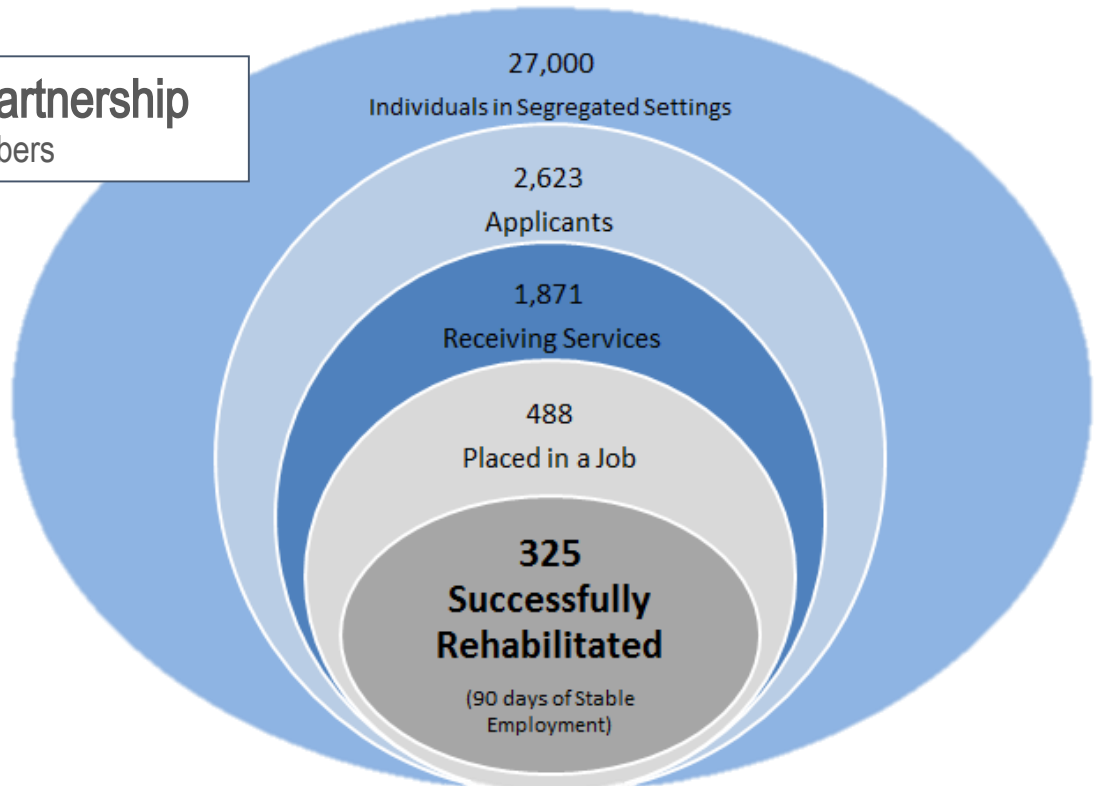
### AVERAGE HOURS

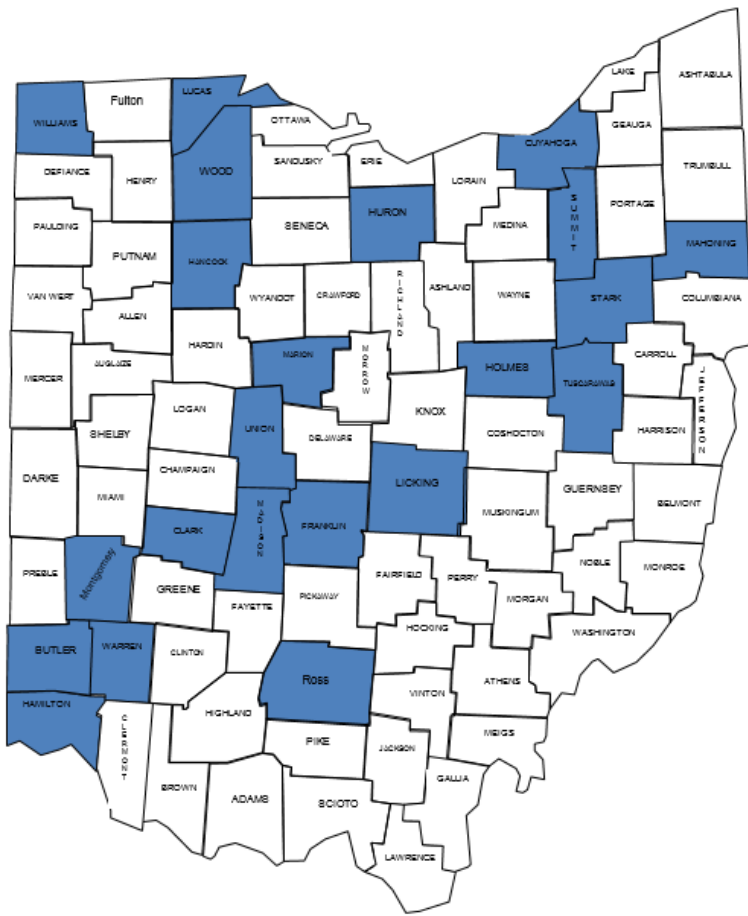
per week

|                        |      |
|------------------------|------|
| Individual Employment: | 18.6 |
| Enclave Employment:    | 19.1 |
| Sheltered Work:        | 12.2 |

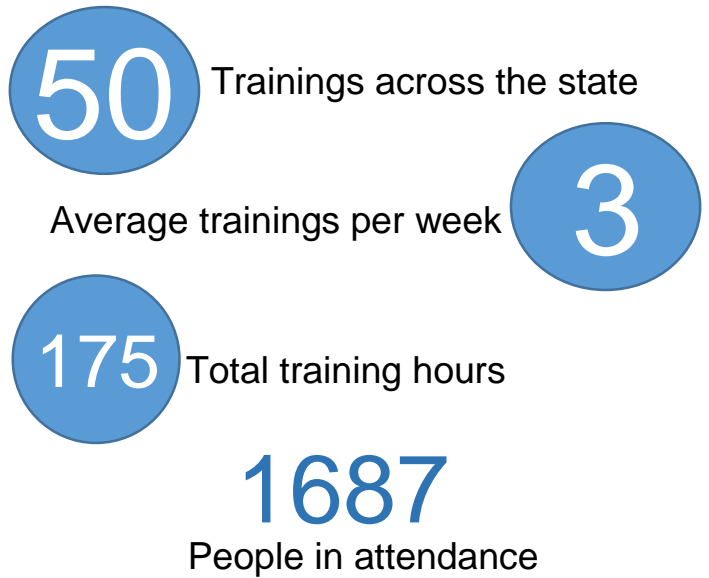
Visual indicators: Individual Employment (5 clock icons), Enclave Employment (5 clock icons), Sheltered Work (3 clock icons).

## OOD-DODD Partnership by the numbers





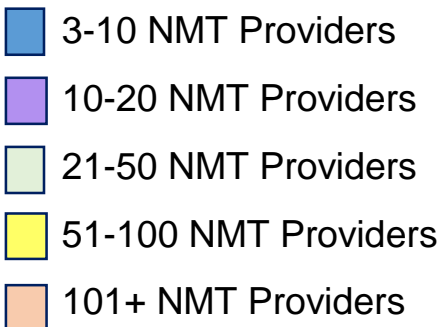
## TRAINING INFORMATION



## EMPLOYMENT FIRST TASKFORCE

The Employment First taskforce includes representatives from multiple state agencies. They have worked with a subject matter expert through the Employment First State Leadership Mentorship Program to create joint guidance for the field about how to serve transition youth with developmental disabilities. Updates from this group will be available as their work progresses.

## TRANSPORTATION INFORMATION



Transportation is often cited as a barrier to employment. The metric helps to measure the capacity for Non-Medical Transportation across the state.

